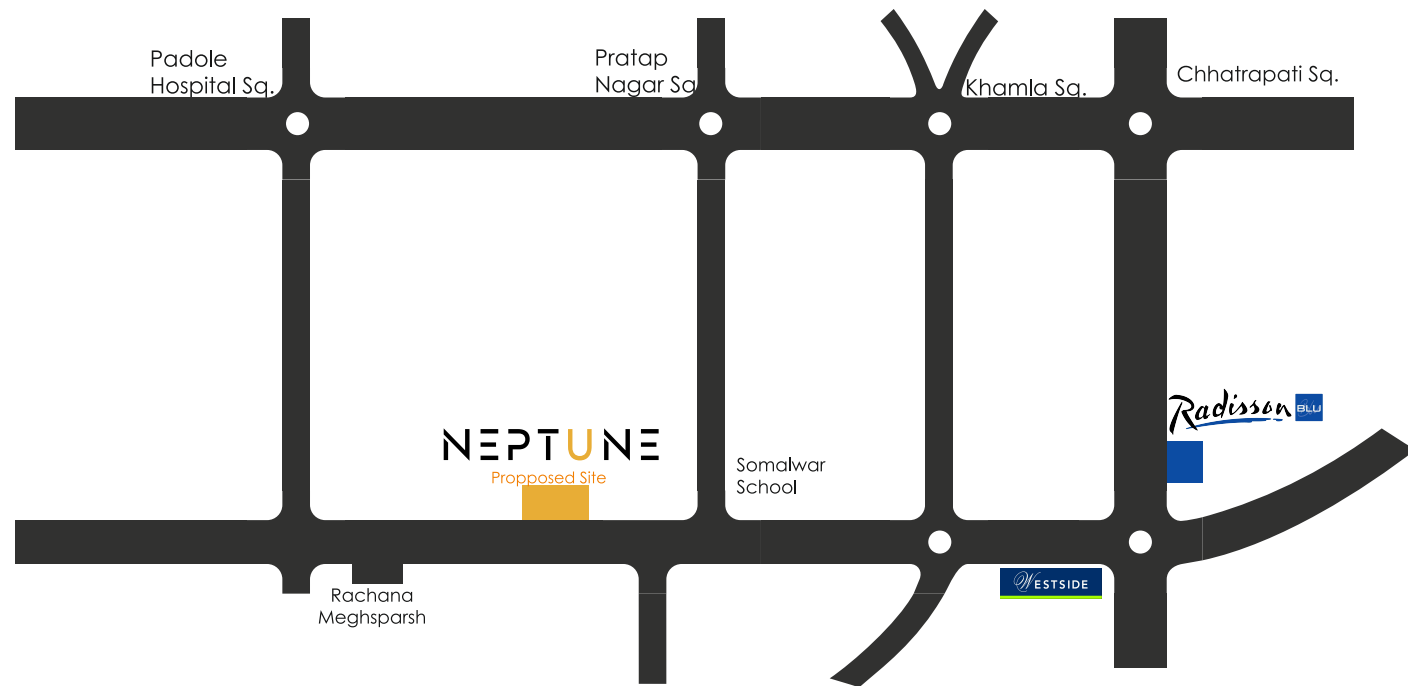


Location Map



THE
INCREDIBLE

LOCATION

NEARBY DESTINATIONS

Major Distances:-

- Ajni Railway Station : 4.0 KM / 8 min.
- Chhatrapati Square : 2.5 KM / 6 min.
- Airport : 3.0 KM / 5 min.
- Jaiprakash Metro Station : 1.5 KM / 3 min.

CORPORATE OFFICE : 202, GANRAJ SANKUL, OPP. CHOUDHARI LIFESTYLE PRATAP NAGAR ROAD, NAGPUR.
SITE ADDRESS : PLOT NO .55, 55A, 55B, 62 LONDON STREET , AGNE LAYOUT, BHAMTI, NAGPUR .
ARCHITECT : AR. SWAPNIL GODE (SANJYOT ARCHITECTS).
STRUCTURAL DESIGNER : AAJ ENGINEERS & CONSULTANTS PVT. LTD.
LEGAL ADVISOR : ADV. ASHWIN PATIL

Promoter :
Amit Tarekar : 70 20 949 851
Swapnil Gode : 98 60 009 044

DHUNI
CONSTRUCTIONS PVT. LTD.

For Booking & Enquiries
8830256985 / 8262899382



DESIGN@PIXELART9049120214

TRULY
INSPIRED
LIVING

NEPTUNE

A SCHEME OF 2&3BHK LUXURIOUS APARTMENTS

Project By
DHUNI CONSTRUCTIONS PVT. LTD.

This brochure is purely conceptual presentation and not legal offering.

The promoters reserve the right to alter or make any changes in the elevation, plans and specification as deemed fit. in nature and is by no means legal document.

NEPTUNE

Project By

DHUNI

CONSTRUCTIONS PVT. LTD.

Dhuni Constructions Pvt. Ltd.

is awarded by Times of India

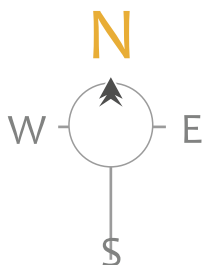
as emerging developer

of the year 2022 by the hands of

Shri Nitinji Gadkari

(Minister of road, Transport and highways)

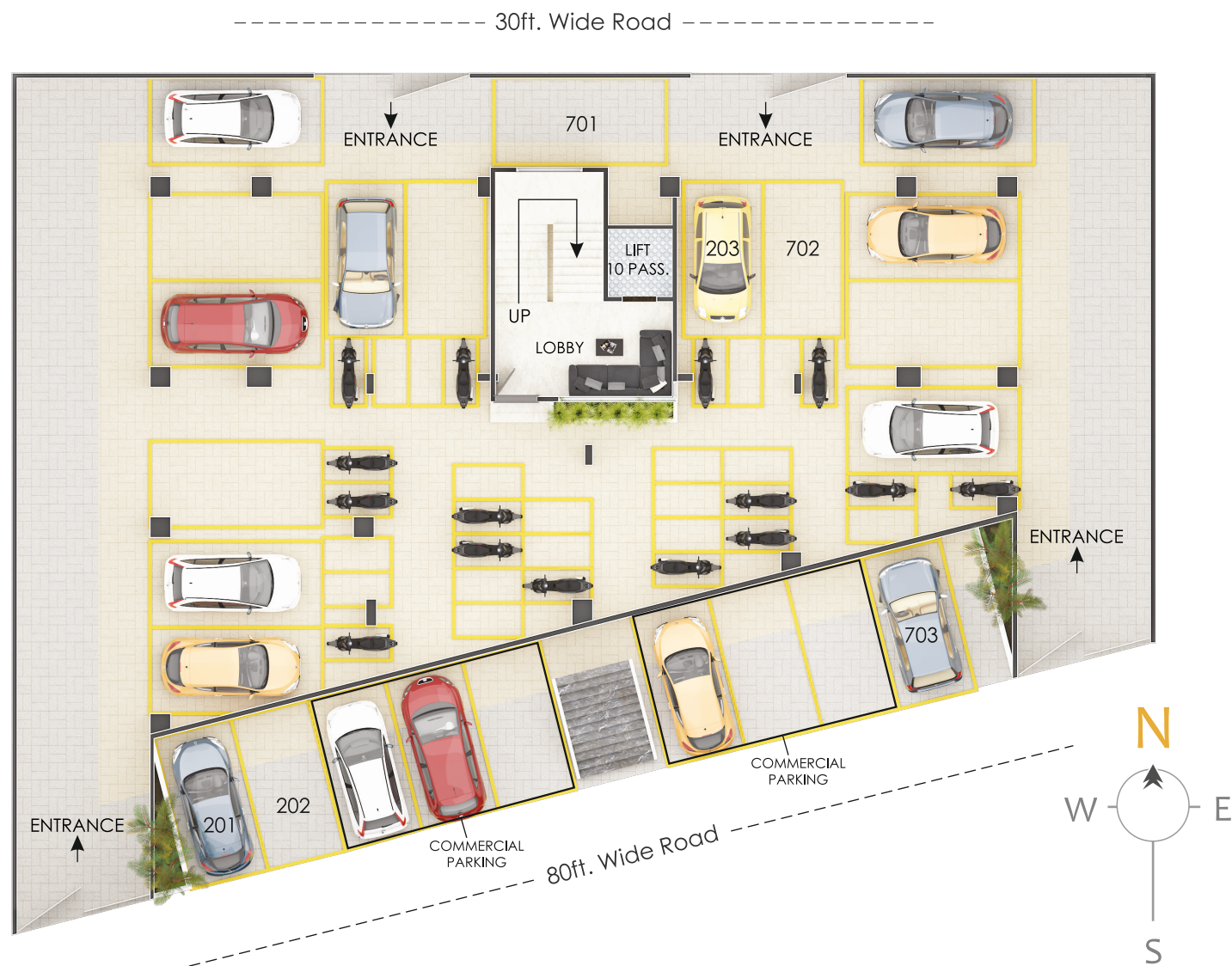




Flat No.	Type	Flat Area (Sq.Ft)
201,301,401,501,601,701	3BHKD	1592 Sq.Ft
202,302,402,502,602,702	2BHKD	1268 Sq.Ft
203,303,403,503,603,703	3BHKD	1578 Sq.Ft

NEPTUNE

TYPICAL 2ND TO 7TH FLOOR PLAN



GROUND FLOOR PLAN

COMPLETED PROJECTS



SPECIFICATION

BUILDING

STRUCTURE

Earthquake Resistant RCC Frame Structure

WALLS

External – 150MM

Internal -115MM

PLASTER

External -20MM Sand Faced Plaster

Smooth Finish Plaster with putty.

Internal -12MM Smooth Finish Plaster with Putty

PAINTING

External – Weather Proof Acrylic Paint of Asian- Ultima

Internal – Two Layer of Base Coat Putty with Tractor Emulsion Paint in Asian

FLOORING

Vitrified Tiles in Entire Flat,

Concept Wall Tiles with Anti-skid Flooring

in Toilets Anti-skid Rustic Tiles in Balcony

DOORS

Main- Veneered Door Frame and Leaf

Internal – Laminated Flush Door.

WINDOWS

Large Size Powder Coated 2 Track Aluminum Windows with Clear Float Glass. All Windows with Granite Sill.

TOILETS

CP Fitting of Superior Brands Like Hindware or Jaquar Wall hung E.W.C / Orissa Pan, Metropole, Divertor, Health Faucet, Washbasin , Shower, Hot and Cold Water Plumbing.

KITCHEN

Cooking Platform in Granite with Stainless Steel Sink, Electronic Platform in Granite for Microwave & Mixer. Glazed / Ceramic Tiles Dado Above Platform Up to 2'0" Height.

ELECTRIFICATION

All Points in Concealed Copper Wiring with Modular Switches Cable Points in Living Room. A. C. Points in all Bedrooms & Living Room. Geyser and Exhaust Point in Toilets

WATER SUPPLY

24 Hour Water Supply From Overhead Tank, Separate Water Line for Drinking and Domestic Water, Underground Tank for Corporation Water.

LIFT

Superior Range of Standard Brand Like KONE, JOHNSON, Thyssen krupp with ARD & MRL.

PARKING

Covered Stilt Car Parking for each Flat.

Note

The purchaser has to pay the following items separately. Stamp duty, registration fees, Legal charges, GST shall be paid by purchaser. Electric, water meter deposit will be charged extra. All right are reserved with builder for making changes in drawing and specifications. Any extra work Required shall be charged separately before execution in Advance & work will be Carried out with our appointed contractors only .

NEPTUNE

EXTRA FEATURES

- CCTV PROVISION
- ELEGANT ELEVATION WITH LIGHTINGS
- VASTU COMPLIANCE
- WELL DECORATIVE ENTRANCE LOBBY
- AUTOMATIC SENSORS FOR OVER HEAD WATER TANK SUPPLY & DISCHARGE.
- WATER POINT FOR CAR WASHING AT PARKING
- RAIN WATER HARVESTING.